

Scaled data based on original data using
LM-79-08 Approved Method: Electrical and Photometric Measurements of Solid-
State Lighting Products

Test Report Prepared for
Cooper Lighting Solutions
(formerly Eaton)

Brand: McGRAW-EDISON

Report Number: P945650

Luminaire Tested: **GALN-SB1C-750-U-5NQ**

Issue Date: 1/21/2025

Test Information

Test Method: LM-79-08
Report Number: P945650
TEST IS SCALED FROM IESNA LM-79-08 TEST DATA (G2-2411-289-18)
Test Lab: INNOVATION CENTER
Issue Date: 1/21/2025
Manufacturer: COOPER LIGHTING SOLUTIONS (FORMERLY EATON)
Product Line: McGRAW-EDISON
Catalog Number: GALN-SB1C-750-U-5NQ
Description: GALLEON AREA AND ROADWAY HIGH DENSITY LED LUMINAIRE
(1) 70 CRI, 5000K, 615mA LIGHTSQUARE WITH 26 LEDS AND TYPE V NARROW OPTICS
Light Source: -
Ballast/Driver: -

Summary

Lumens per Lamp: N/A
Luminaire Lumens: 8305 lumens
Efficiency: N/A
Efficacy: 152.7 lumens/watt
Luminous Opening: Rectangular (W 0.5' x L: 0.5' x H: 0')
IES Classification: Type V - Short
BUG Rating: B3 - U0 - G1

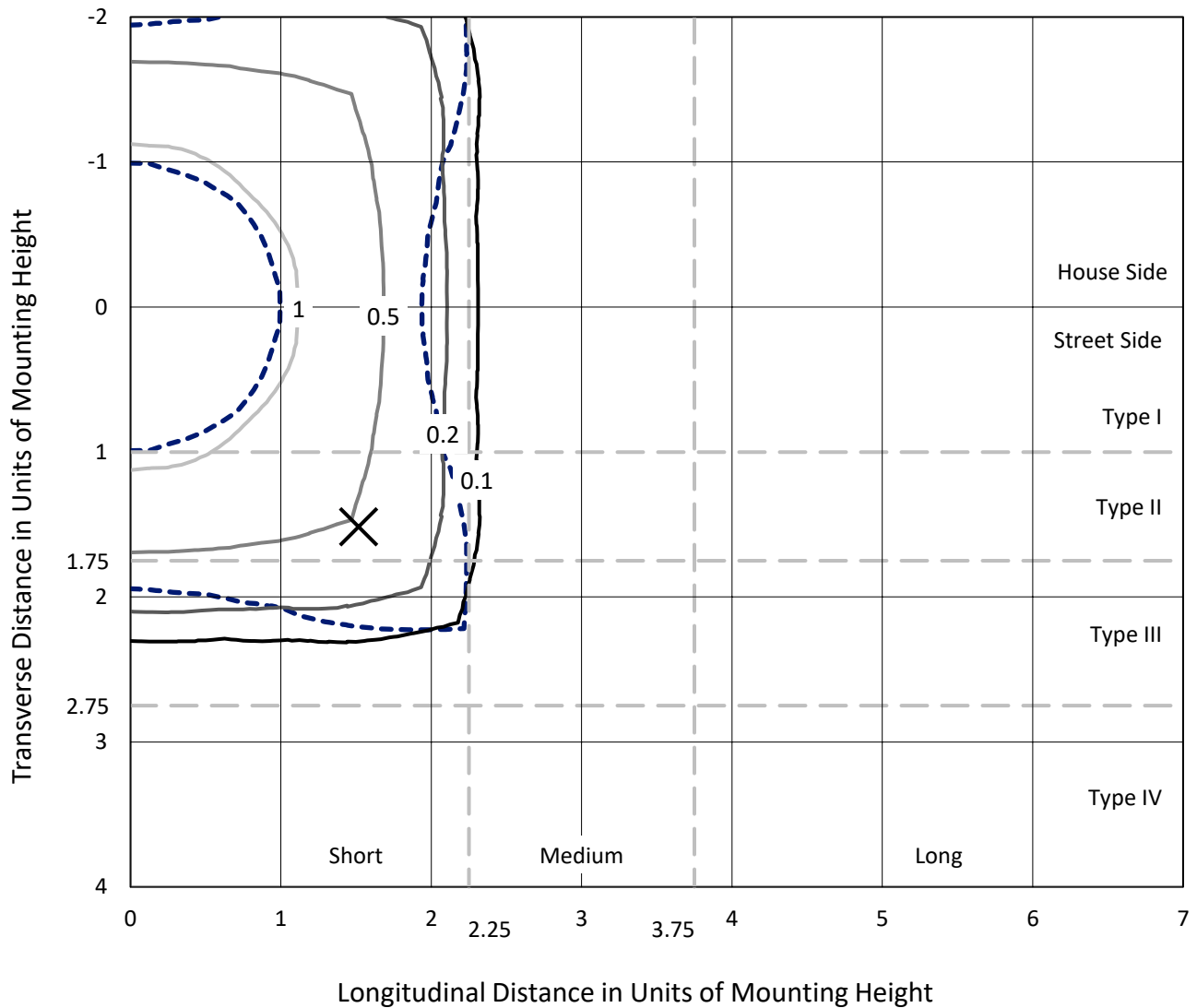
Input Watts (W): 54.4
Input Voltage (V): NR
Input Current (Ain): NR
Voltage Rise (V): NR
Power Factor: NR
Total Harmonic Distortion (THDi): NR
Frequency (hertz): 60
Stabilization Time: NR
Operation Time: NR
Ambient Temperature (°C): NR
Test Distance: 24 FT



REPORT NUMBER: P945650
 CATALOG NUMBER: GALN-SB1C-750-U-5NQ

Iso-Footcandle Lines of Horizontal Illumination

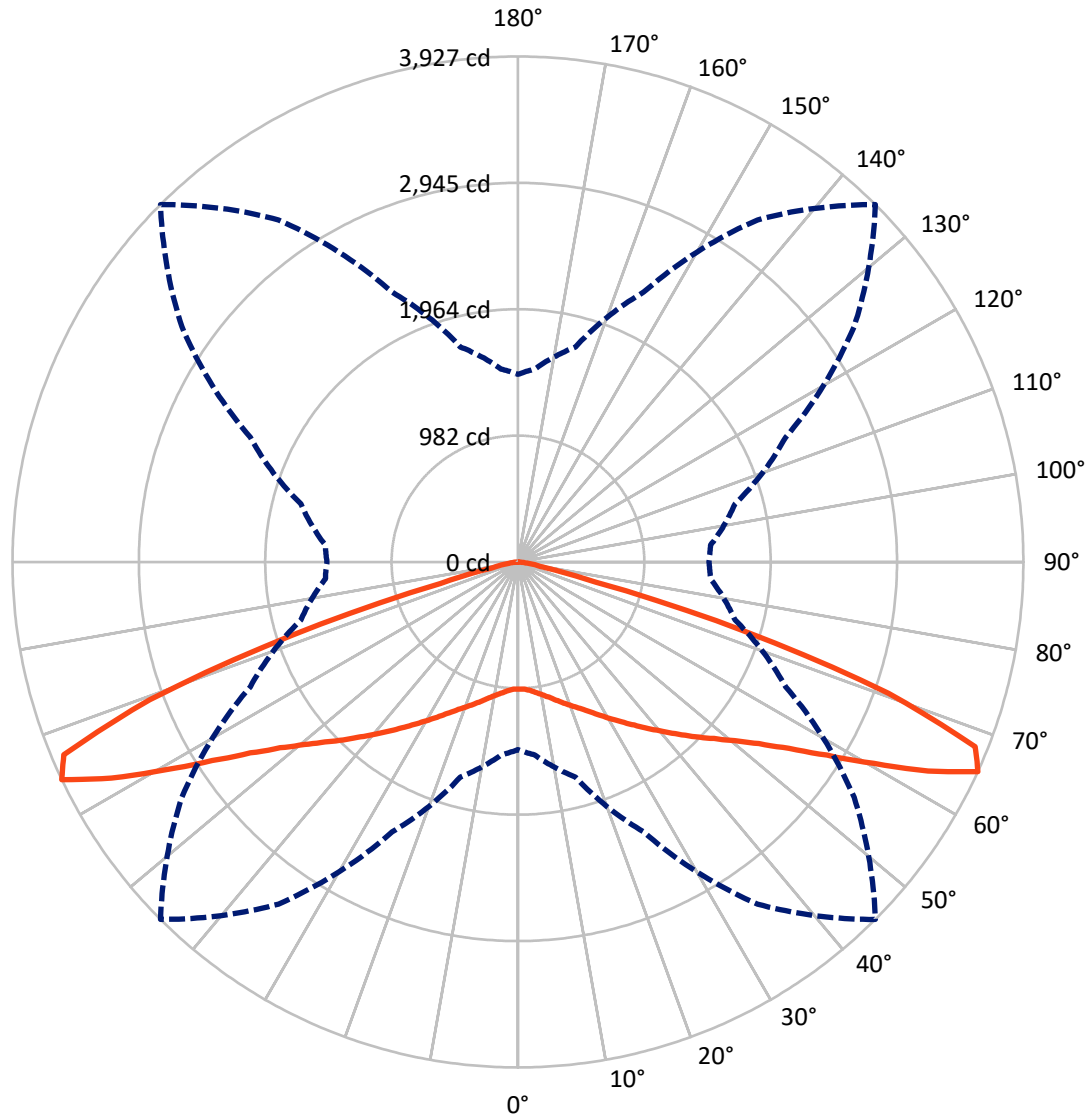
✕ Max cd
 - - - 1/2 Max cd



Based on 25 foot mounting height. Maximum calculated value = 1.6 fc
 Type V - Short - N/A

REPORT NUMBER: P945650
CATALOG NUMBER: GALN-SB1C-750-U-5NQ

Luminous Intensity Polar Plot



— Vertical Plane Through 45-Deg Lateral - - - Horizontal Cone Through 65-Deg Vertical

REPORT NUMBER: P945650
 CATALOG NUMBER: GALN-SB1C-750-U-5NQ

FLUX DISTRIBUTION:

		Downward	Upward	Total
House Side	Lumens	4152.5	0.0	4152.5
	% Fixture	50.0	0.0	50.0
Street Side	Lumens	4152.5	0.0	4152.5
	% Fixture	50.0	0.0	50.0
Total	Lumens	8305.0	0.0	8305.0
	% Fixture	100.0	0.0	100.0

Coefficient of Utilization

ZONAL LUMENS:

Zone	Lumens	% Fixture
0°-10°	97.5	1.2
10°-20°	318.3	3.8
20°-30°	601.0	7.2
30°-40°	984.1	11.8
40°-50°	1525.8	18.4
50°-60°	2253.9	27.1
60°-70°	2145.5	25.8
70°-80°	346.2	4.2
80°-90°	32.6	0.4
90°-100°	0.0	0.0
100°-110°	0.0	0.0
110°-120°	0.0	0.0
120°-130°	0.0	0.0
130°-140°	0.0	0.0
140°-150°	0.0	0.0
150°-160°	0.0	0.0
160°-170°	0.0	0.0
170°-180°	0.0	0.0
0°-90°	8305.0	100.0
0°-180°	8305.0	100.0

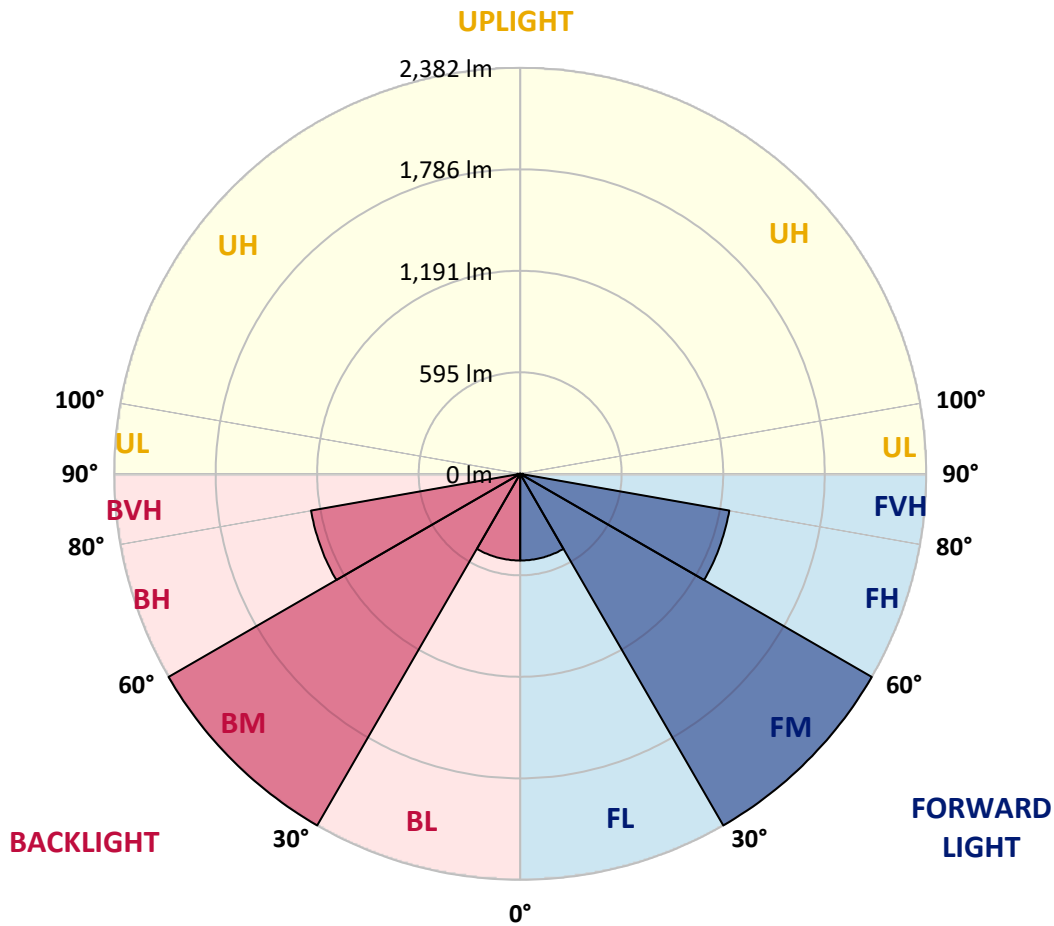


REPORT NUMBER: P945650
 CATALOG NUMBER: GALN-SB1C-750-U-5NQ

LUMINAIRE CLASSIFICATION SYSTEM LUMEN TABLE AND BUG RATING:

Zone	Lumens	% Fixture	Zone Rating/Lumen Limit		
			B	U	G
FL (0°-30°)	508.4	6.1			
FM (30°-60°)	2381.9	28.7			
FH (60°-80°)	1245.9	15.0			G1/1800
FVH (80°-90°)	16.3	0.2			G1/100
BL (0°-30°)	508.4	6.1	B2/1000		
BM (30°-60°)	2381.9	28.7	B2/2500		
BH (60°-80°)	1245.9	15.0	B3/2500		G1/1800
BVH (80°-90°)	16.3	0.2			G1/100
UL (90°-100°)	0.0	0.0		U0/0	
UH (100°-180°)	0.0	0.0		U0/0	

BUG Rating: B3-U0-G1
 Type V Short



REPORT NUMBER: P945650
 CATALOG NUMBER: GALN-SB1C-750-U-5NQ

CANDELA DISTRIBUTION (FULL):

	0°	5°	15°	25°	35°	45°	55°	65°	75°	85°
0°	988.4	988.4	988.4	988.4	988.4	988.4	988.4	988.4	988.4	988.4
2.5°	995.0	991.7	994.2	992.1	990.5	988.8	989.6	992.5	993.8	994.2
5°	1008.4	1005.5	1006.7	1006.7	1003.8	1003.0	1003.4	1005.5	1008.0	1008.0
7.5°	1030.0	1027.1	1030.0	1028.4	1025.9	1025.0	1024.6	1026.3	1030.0	1030.0
10°	1056.3	1053.0	1054.6	1053.8	1050.9	1049.6	1049.2	1051.7	1055.0	1054.6
12.5°	1085.0	1081.3	1083.4	1080.9	1080.0	1078.8	1078.8	1078.4	1080.5	1078.8
15°	1117.1	1114.6	1115.5	1113.8	1115.1	1114.2	1110.9	1109.2	1110.1	1107.6
17.5°	1155.1	1149.2	1152.1	1151.3	1151.3	1153.0	1147.6	1145.5	1147.1	1144.6
20°	1198.8	1193.0	1194.2	1192.6	1190.5	1192.1	1185.5	1187.1	1188.4	1186.7
22.5°	1246.7	1239.2	1238.8	1239.6	1235.1	1235.5	1230.9	1235.1	1237.6	1233.0
25°	1295.9	1288.0	1293.4	1291.3	1285.5	1286.7	1283.4	1287.6	1289.6	1283.8
27.5°	1348.0	1342.6	1347.6	1348.8	1341.7	1346.7	1341.7	1345.5	1347.6	1338.8
30°	1408.8	1403.4	1408.0	1411.3	1403.0	1410.9	1406.7	1409.2	1409.6	1399.2
32.5°	1475.1	1466.7	1478.4	1480.1	1470.9	1480.5	1475.1	1478.4	1480.5	1466.3
35°	1555.9	1545.5	1558.8	1556.7	1548.8	1556.7	1551.7	1556.7	1561.7	1544.7
37.5°	1643.0	1632.2	1646.3	1642.6	1635.1	1640.5	1637.6	1640.9	1648.8	1630.5
40°	1738.8	1725.5	1744.7	1738.0	1730.9	1730.1	1731.7	1733.8	1744.2	1723.8
42.5°	1841.3	1827.2	1855.9	1845.5	1835.5	1828.8	1834.2	1838.4	1848.4	1825.5
45°	1958.4	1942.2	1979.7	1967.2	1951.3	1937.6	1946.3	1952.6	1967.2	1939.7
47.5°	2087.6	2069.3	2109.3	2105.5	2079.7	2049.7	2069.7	2087.6	2098.4	2065.1
50°	2213.9	2199.7	2252.2	2256.8	2225.1	2183.0	2210.9	2238.0	2240.9	2197.2
52.5°	2332.2	2318.0	2394.3	2423.0	2394.7	2344.7	2374.3	2401.8	2379.7	2323.0
55°	2426.8	2415.1	2512.2	2586.4	2596.0	2554.7	2572.2	2571.4	2498.9	2411.8
57.5°	2449.7	2448.0	2570.5	2727.6	2827.6	2832.6	2798.0	2709.7	2553.4	2436.4
60°	2345.5	2355.9	2524.3	2801.4	3068.1	3178.9	3029.3	2777.2	2491.4	2328.9
62.5°	2033.8	2061.3	2264.3	2711.4	3262.2	3577.2	3214.7	2674.7	2236.4	2024.3
65°	1457.6	1505.5	1729.7	2313.9	3244.7	3927.3	3188.1	2295.1	1746.3	1501.7
67.5°	661.3	710.0	900.5	1584.2	2820.5	3832.3	2813.9	1600.9	945.5	712.5
70°	239.6	247.9	309.2	634.2	1802.6	3053.5	1879.7	638.8	328.8	264.2
72.5°	145.0	146.3	159.2	227.1	626.3	1853.8	652.9	234.6	162.5	144.2
75°	92.1	91.3	113.3	138.8	222.1	625.4	232.9	138.8	112.9	102.9
77.5°	66.3	68.3	81.3	103.8	140.0	212.1	137.5	99.2	81.3	66.7
80°	49.6	50.8	59.2	80.8	98.3	132.1	87.5	73.3	61.3	41.7
82.5°	35.8	35.8	38.8	58.8	60.0	71.3	47.5	51.7	40.4	29.6
85°	21.3	20.8	24.2	35.0	31.3	26.3	21.7	31.7	25.4	18.3
87.5°	7.5	7.9	7.5	10.0	8.3	7.1	6.7	8.8	7.1	6.3
90°	0.0	0.0	0.0	0.0	0.0	0.0	0.0	0.0	0.0	0.0

(END C

90°
988.4
994.2
1008.0
1028.8
1053.8
1079.6
1108.0
1146.7
1190.5
1237.6
1290.5
1345.5
1405.5
1475.9
1555.1
1641.7
1730.5
1837.6
1953.8
2076.3
2202.6
2324.7
2414.7
2428.9
2309.7
2011.8
1483.8
702.1
260.8
146.7
103.8
67.9
42.9
29.6
17.9
5.8
0.0

OF REPORT)